

# Evaluation of Consciousness Energy Healing Treated Pyridoxine (Vitamin B 6 )

Snehasis Jana

Received: 12 December 2017 Accepted: 5 January 2018 Published: 15 January 2018

## Abstract

The aim of the research work to evaluate the impact of the Consciousness Energy Treatment on the physicochemical and thermal properties of pyridoxine using the modern analytical technique. The sample was divided into control and treated part. Only the treated sample was received the Trivedi Effect®-Consciousness Energy Treatment remotely by a renowned Biofield Energy Healer, Dahryn Trivedi. The particle sizes were significantly decreased by

**Index terms**— pyridoxine, the trivedi effect®, consciousness energy healing treatment, particle size, surface area, PXRD, DSC, TGA/DTG.

## 1 Evaluation of Consciousness Energy Healing

Treated Pyridoxine (Vitamin B 6 )

Dahryn Trivedi ? , Mahendra Kumar Trivedi ? , Alice Branton ? , Gopal Nayak ? & Snehasis Jana ¥

## 2 I. Introduction

pyridoxine is a water-soluble vitamin also known as vitamin B 6 . The active form of vitamin B 6 is pyridoxal 5'-phosphate, which functions as a coenzyme in many enzyme reactions in the proteins, lipids, carbohydrates metabolism, synthesis of neurotransmitters, and steroid hormones function [1]. Along with this, it also plays a significant role in the normal function of the nervous system, endocrine system, immune system, red blood cell, and also maintain the blood glucose level in the body [2][3]. Pyridoxine can be inter-converted into pyridoxal (aldehyde) and pyridoxamine (amine) form. Pyridoxine, pyridoxamine, and their phosphorylated forms are pyridoxal and pyridoxal-5'-phosphate are obtained from animal food. The hydrochloride salt of vitamin B 6 is pyridoxine HCl [4]. Vitamin B 6 is commonly used as vitamin supplement or as a component of multivitamin the major forms of vitamin B 6 in plant food, while preparations to prevent and treat the vitamin B 6 deficiency, sideroblastic anaemia, pyridoxine dependency seizures, metabolic disorders, Alzheimer's disease, pulmonary tuberculosis, cardiovascular disease, hyperhomocysteinemia, anxiety, asthma, attention deficit hyperactivity disorder, cancer, depression, dysmenorrhoea, diabetes, post-partum lactation suppression, McArdle's disease, osteoporosis, etc. [2][5][6][7][8]. Vitamin B 6 is light sensitive and degrades slowly when exposed to light. It is soluble in water and alcohol; sparingly soluble in acetone; insoluble in ether and chloroform. When it heated to decomposition, it emits very toxic fumes of oxides of nitrogen and hydrogen chloride [9]. Physicochemical properties of the pharmaceutical or nutraceutical compounds play a very crucial role in its dissolution, absorption, bioavailability, and therapeutic profile in the body [10]. In this regards, the Trivedi Effect ®-Consciousness Energy Healing Treatment has a significant impact altering the physicochemical properties such as crystal structure, particle size, surface area, thermal behaviour, and bioavailability profile of pharmaceutical and nutraceutical compounds [11][12][13][14]. The Trivedi Effect ® is a natural and only scientifically proven phenomenon in which an expert can harness this inherently intelligent energy from the Universe and transmit it anywhere on the planet through the possible mediation of neutrinos [15]. The Biofield is a unique, infinite, and paradigmatic electromagnetic energy field exists surrounding the body of every living organism, which is generated from the continuous moment of charged particles (i.e., ions, cells, blood flow, etc.) inside the body. The Biofield based Energy Healing Therapies have significant beneficial outcomes against various disease conditions [16]. The National Institutes of Health/National Center for Complementary and Alternative Medicine (NIH/NCCAM)

recommend and included the Energy therapy under Complementary and Alternative Medicine (CAM) category along with other therapies, i.e., homeopathy, naturopathy, Ayurvedic medicine, acupuncture, acupressure, Qi Gong, Tai Chi, Reiki, healing touch, Rolfing, hypnotherapy, etc., which have been accepted by most of the USA people [17,18]. The Trivedi Effect® -Consciousness Energy Healing Treatment also has the significant impact on the properties of metals, ceramics, and polymers, organic compounds, microorganisms, cancer cell, and improve

## 3 II. Materials and Methods

### 4 a) Chemicals and Reagents

Pyridoxine HCl was purchased from Tokyo Chemical Industry Co. Ltd., Japan. All other chemicals utilized in the experiments were of analytical grade available in India.  $G = k/\lambda \cos \theta$  (1)

Where  $G$  is the crystallite size in nm,  $k$  is the equipment constant (0.94),  $\lambda$  is the radiation wavelength (0.154056 nm for  $K\alpha_1$  emission),  $\theta$  is the full-width at half maximum, and  $\theta$  is the Bragg angle [33].

Similarly, the DSC analysis of pyridoxine was performed with the help of DSC Q200, TA instruments [28,29]. The TGA/DTG thermograms of pyridoxine were obtained with the help of TGA Q50TA instruments [28,29].

### 5 b) Powder X-ray Diffraction (PXRD) Analysis

The PXRD diffractograms of the control and treated pyridoxine showed sharp and intense (Figure 1) indicated that both the samples were crystalline. The control and Biofield Energy Treated pyridoxine powder samples showed the highest peak intensity at  $2\theta$  equal the overall productivity of crops [19][20][21][22][23][24][25][26][27][28]. All these outstanding results inspired the authors to evaluate the impact of the Trivedi Effect® -Consciousness Energy Healing Treatment on the behavioural, physicochemical, and thermal properties of pyridoxine HCl using powder particle size analysis (PSA), X-ray diffraction (PXRD), differential scanning calorimetry (DSC), and thermogravimetric analysis (TGA)/differential thermogravimetric analysis (DTG).

### 6 b) Consciousness Energy Healing Treatment Strategies

The pyridoxine powder sample was divided into two equal parts. One part of pyridoxine was treated with the Trivedi Effect® -Consciousness Energy Healing Treatment remotely under standard laboratory conditions for 3 minutes by the renowned Biofield Energy Healer, Dahryn Trivedi, USA, and known as a treated sample. However, the second part of the test sample did not receive the Biofield Energy Treatment and termed as a control sample. The control sample later received the treatment from a "sham" healer, whereas the "sham" healer was ignorant about the Biofield Energy Treatment. After the treatment, the Biofield Energy Treated and untreated samples were kept in sealed conditions and characterized using PSA, PXRD, DSC, and TGA analytical techniques.

## 7 c) Characterization

The PSA, PXRD, DSC, and TGA analysis of pyridoxine were performed. The PSA was performed using Malvern Master sizer 2000, from the UK with a detection range between 0.01  $\mu\text{m}$  to 3000  $\mu\text{m}$  using the wet method [28,29]. The PXRD analysis of pyridoxine powder sample was performed with the help of Rigaku MiniFlex-II Desktop X-ray diffractometer (Japan) [31,32]. The average size of crystallites was calculated from PXRD data using the Scherrer's formula (1):

The % change in particle size, specific surface area (SSA), peak intensity, crystallite size, melting point, latent heat, weight loss and the maximum thermal degradation temperature ( $T_{\text{max}}$ ) of the Biofield Energy Treated sample was calculated compared with the control sample using the following equation  $\% \text{ change} = \frac{[\text{Treated} - \text{Control}]}{\text{Control}} \times 100$  (2)

### III. Results and Discussion a) Particle Size Analysis (PSA)

The particle size analysis of both the control and the Biofield Energy Treated pyridoxine powder samples were performed, and the data are presented in Table 1. The particle sizes in the Biofield Energy Treated sample were significantly decreased at  $d_{10}$ ,  $d_{50}$ ,  $d_{90}$ , and  $D(4,3)$  by 17%, 6.2%, 0.54%, and 0.3% respectively compared to the control sample. However, the particle size value in the Biofield Energy Treated pyridoxine was significantly increased at  $z_{\text{avg}}$  compared to the control sample. The SSA of the Biofield Energy Treated pyridoxine (0.456  $\text{m}^2/\text{g}$ ) was significantly increased by 13.72% compared to the control sample (0.401  $\text{m}^2/\text{g}$ ).

From the results, it can be assumed that the Biofield Energy Healing Treatment acting as an external force for breaking the larger particles to smaller one in size, hence increased the surface area. The particle size, shape, and surface area have their impact on the solubility, dissolution rate, absorption, bioavailability, and therapeutic efficacy of a drug [34,35]. Thus, the Biofield Energy Treated pyridoxine would assume to enhance the therapeutic efficacy of the nutraceutical and pharmaceutical formulations. The peak intensities and crystallite sizes of the Biofield Energy Treated pyridoxine powder samples were significantly altered compared to the control sample. The peak intensity of each diffraction face of a compound changes according to the change in the crystal morphology [36] and alterations in the PXRD pattern provide the proof of polymorphic transitions [37,38]. The Biofield Energy Healing Treatment probably produced the new polymorphic form of pyridoxine through the Biofield Energy via neutrino oscillations [14].

---

## 8 c) Differential Scanning Calorimetry (DSC) Analysis

The DSC thermograms of both the control and Biofield Energy Treated pyridoxine samples showed a very sharp endothermic peak at 215.42°C and 215.2°C, respectively (Figure 2). The experimental results closely matched to the reported data [41]. The melting point of the Biofield Energy Treated pyridoxine did not alter much compared to the control sample (Table 3). Similarly, the crystallite sizes of the Biofield Energy Treated pyridoxine powder sample were significantly altered ranging from -57% to 51.33% compared to the control sample. Overall, the average crystallite size of the Biofield Energy Treated pyridoxine powder sample (311.88 nm) was significantly decreased by 6.52% compared with the control sample (333.65 nm).

Different polymorphic forms of the pharmaceuticals have significant effects on the drug performance, because of their different thermodynamic and physicochemical properties from the original one [39,40]. Therefore, it is assumed that the Trivedi Effect® -Consciousness Energy Healing Treated pyridoxine would be better in designing novel pharmaceutical formulations for more drug performance.

## 9 d) Thermal Gravimetric Analysis (TGA)/ Differential Thermogravimetric Analysis (DTG)

The TGA thermograms of both the control and Biofield Energy Treated pyridoxine samples showed two steps of thermal degradation (Figure ??). The total weight loss of the Biofield Energy Treated sample was significantly decreased by 5.14% compared to the control sample. Thus, the residue amount was significantly increased by 8.34% in the Biofield Energy Treated pyridoxine compared to the control sample (Table 4). The DTG thermograms of the control and Biofield Energy Treated pyridoxine also reported two peaks in the thermograms (Figure ??). The T max of the 1st peak of the Biofield Energy Treated sample was increased by 2.97%, whereas T max of 2nd peak was decreased by 2.08% compared to the control sample (Table 4). Overall, TGA/DTG analysis revealed that the thermal stability of the Biofield Energy Treated sample was significantly increased compared with the control sample. The latent heat of fusion ( $\Delta H$  fusion) of the Biofield Energy Treated sample (317.7 J/g) was increased by 3.82% compared with the control sample (306 J/g) (Table 3). Any change in the latent heat of fusion can be attributed to the disrupted molecular chains and the crystal structure of that compound [42]. Therefore, the Trivedi Effect® -Consciousness Energy Healing Treatment assumed to have a significant impact on the molecular chains and crystal structure of the treated pyridoxine responsible for the elevation of thermal stability compared to the control sample. The Trivedi Effect® -Consciousness Energy Healing Treatment has shown a significant effect on the crystallite size, particle size, SSA, and thermal behavior of pyridoxine. The particle sizes in the Biofield Energy Treated powder sample was significantly decreased by 17%, 6.2%, 0.54%, and 0.3% at d 10, d 50, d 90, and D(4,3) respectively, compared to the control sample. Therefore, the SSA of the Biofield Energy Treated sample was significantly increased by 13.72% compared to the control sample. The PXRD peak intensities and crystallite sizes of the treated pyridoxine were significantly altered ranging from -40.45% to 154.76% and -57% to 51.33%, respectively compared to the control sample. The average crystallite size of the Biofield Energy Treated pyridoxine was significantly decreased by 6.52% compared with the control sample. The  $\Delta H$  fusion was increased by 3.82% in the Biofield Energy Treated sample compared with the control sample. The total weight loss was significantly decreased by 5.14%; hence the residue amount was significantly increased by 8.34% in the Biofield Energy Treated sample compared with the control sample. From the results, it is concluded that the

---

<sup>1</sup>© 2018 Global Journals 1

<sup>2</sup>© 2018 Global Journals

9 D) THERMAL GRAVIMETRIC ANALYSIS (TGA)/ DIFFERENTIAL THERMOGRAVIMETRIC ANALYSIS (DTG)

---

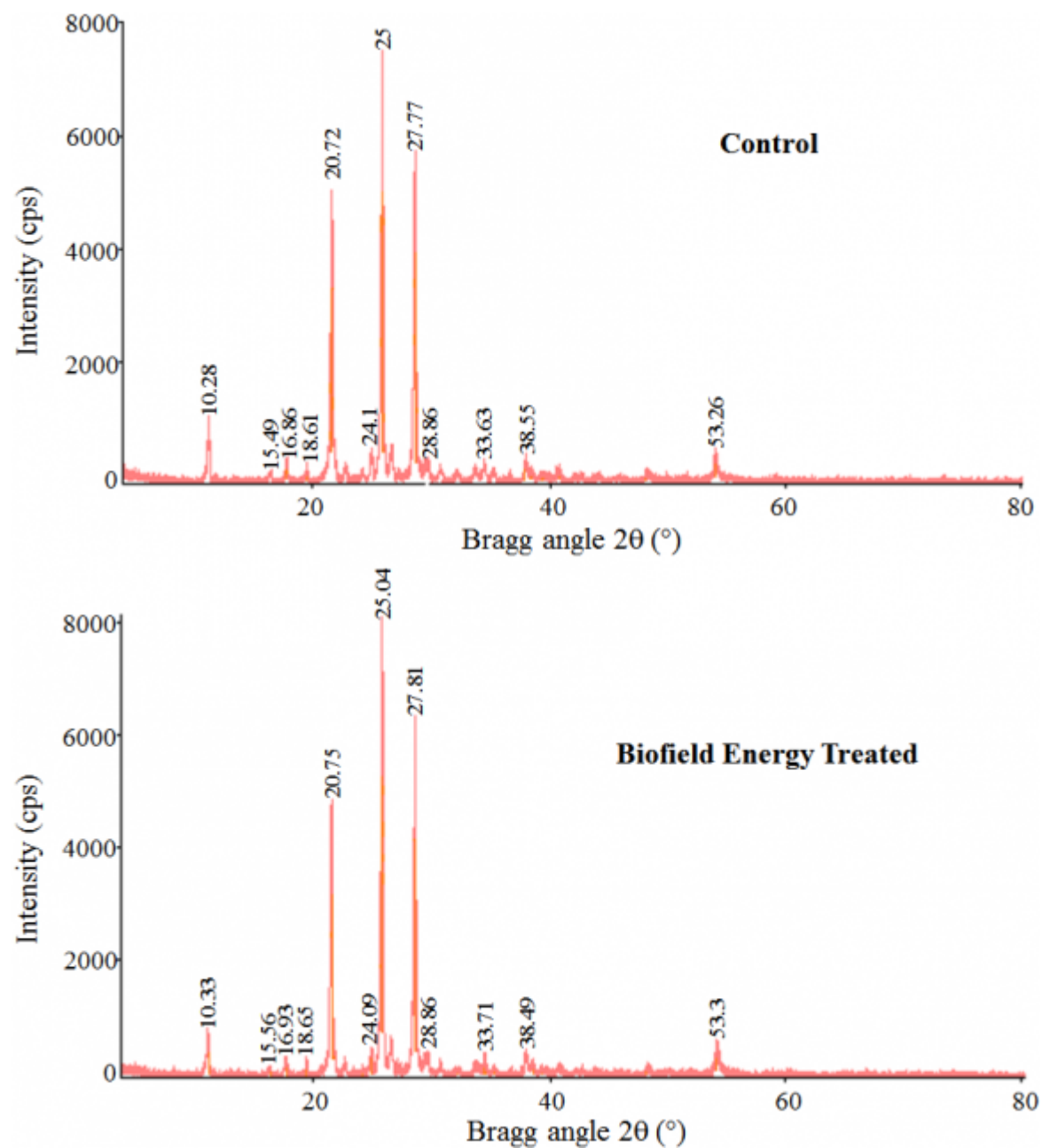
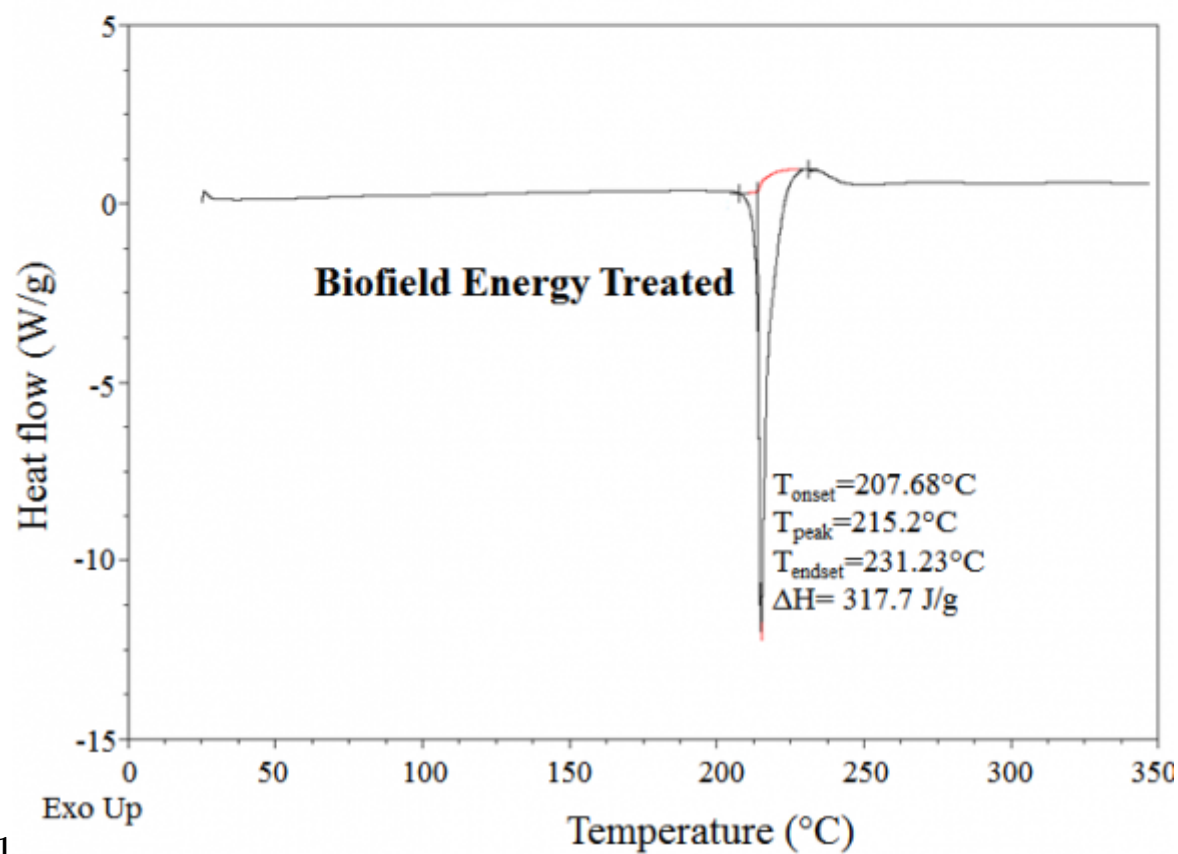
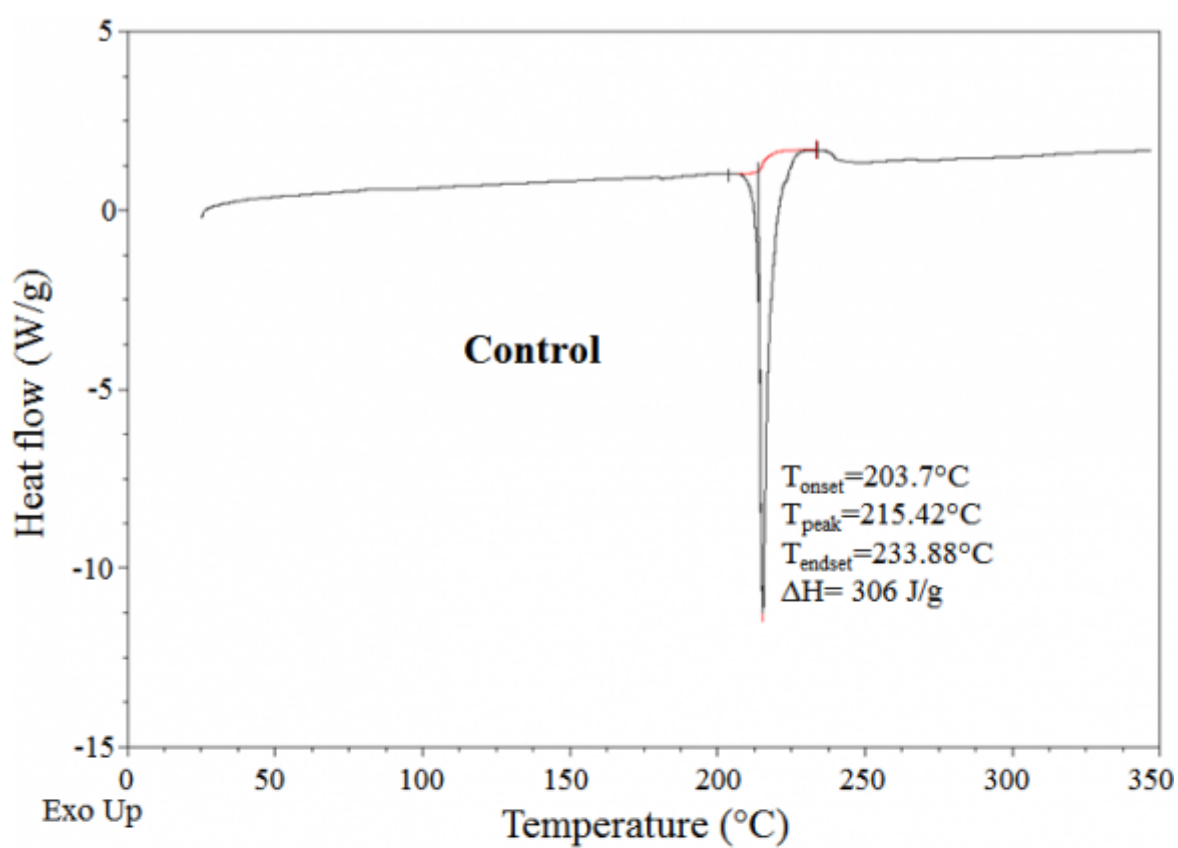


Figure 1:



1

Figure 2: Fig. 1 :

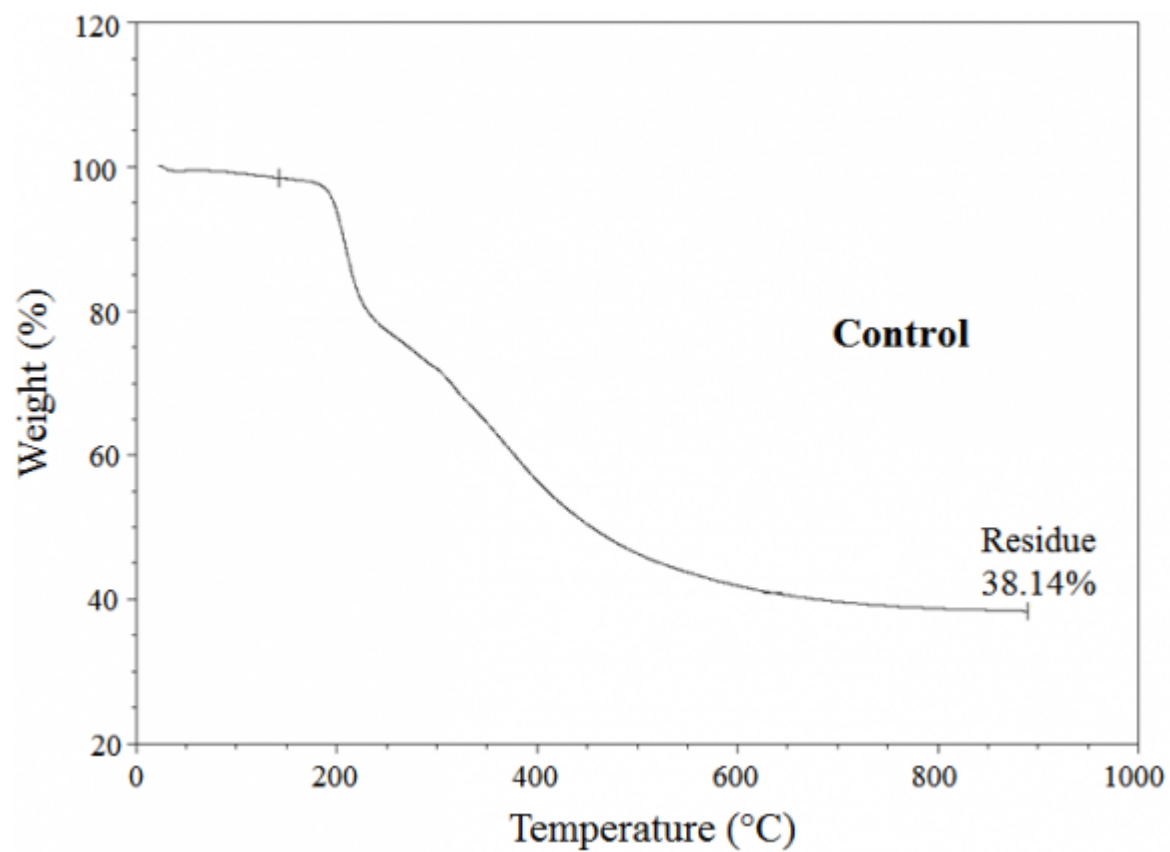


Figure 3:

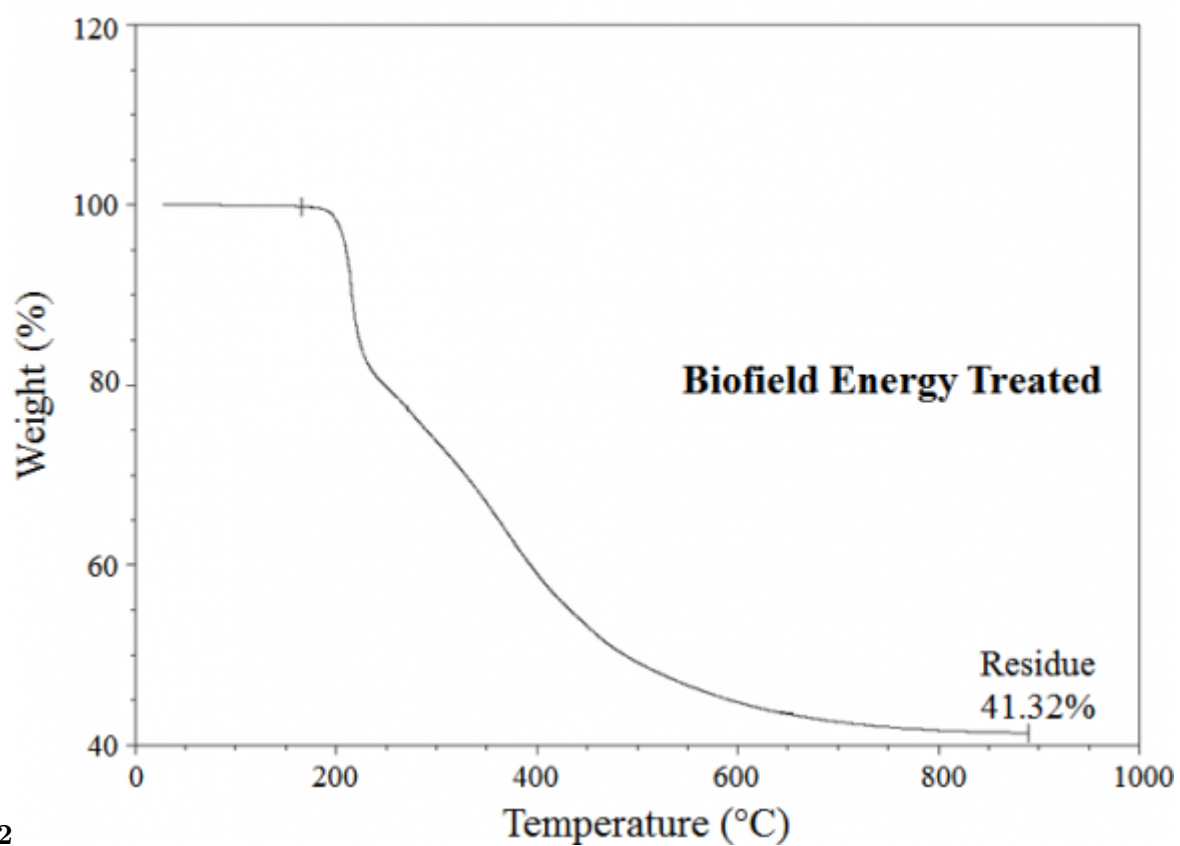


Figure 4: Fig. 2 :

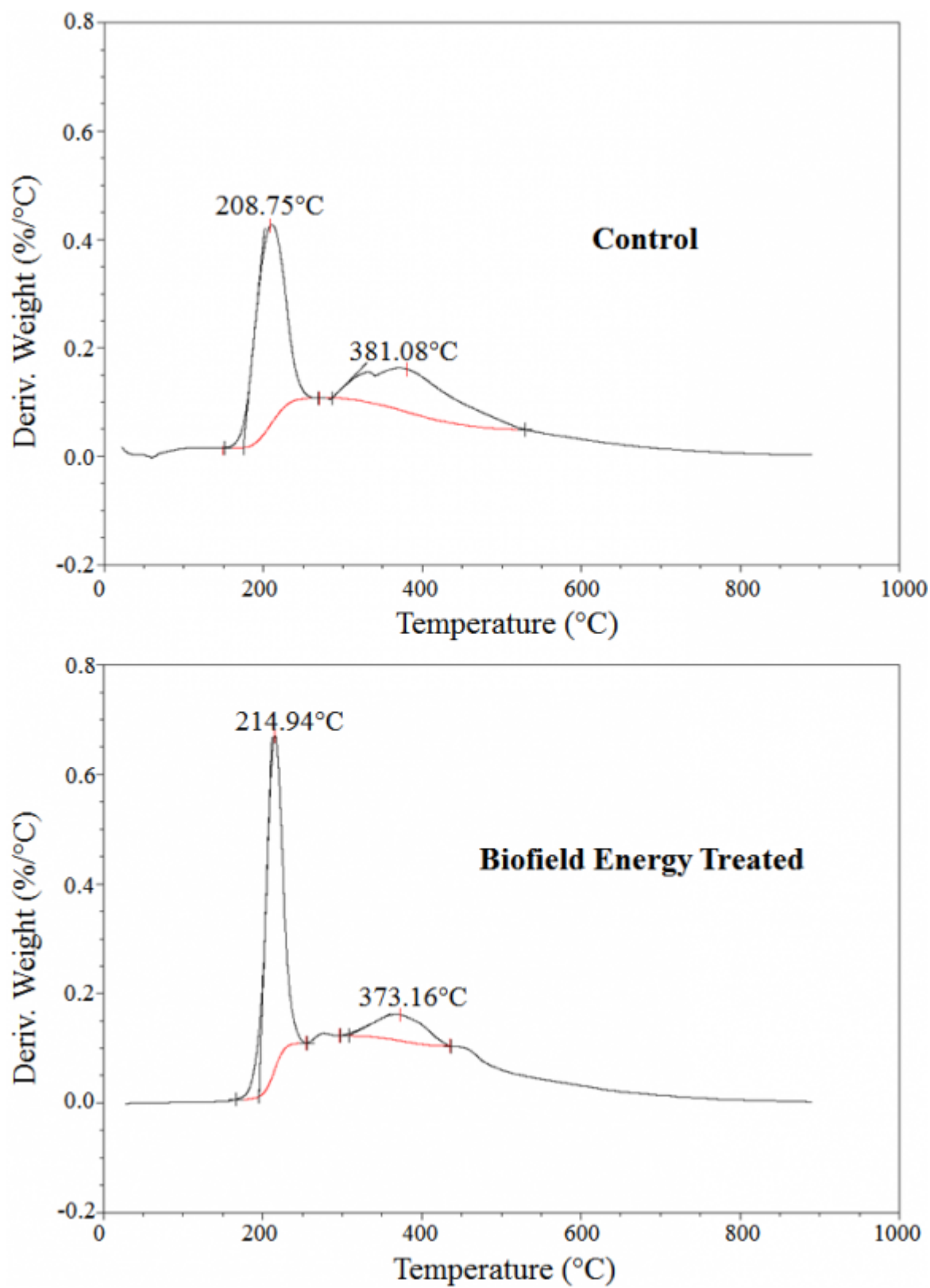


Figure 5:

## 9 D) THERMAL GRAVIMETRIC ANALYSIS (TGA)/ DIFFERENTIAL THERMOGRAVIMETRIC ANALYSIS (DTG)

---

1

Parameter	d 10 (μm)	d 50 (μm)	d 90 (μm)	D(4,3) (μm)	SSA (m <sup>2</sup> /g)
Control	8.22	40.38	138.77	60.44	0.401
Biofield Treated	6.82	37.88	138.02	60.26	0.456
Percent Change* (%)	-17.00	-6.20	-0.54	-0.30	13.72

[Note: d 10 , d 50 , and d 90 : particle diameter corresponding to 10%, 50%, and 90% of the cumulative distribution, D(4,3): the average mass-volume diameter, and SSA: the specific surface area. \*denotes the percentage change in the Particle size distribution of the treated sample with respect to the control sample.to]

Figure 6: Table 1 :

2

Entry No.	Bragg Angle (°?)		Peak Intensity (%)			Crystallite Size (G, nm)		
	Control	Treated	Control	Treated	% Change a	Control	Treated	% Change b
1	10.28	10.33	157.00	129.00	-17.83	344.00	307.00	-10.76
2	15.49	15.56	22.00	20.00	-9.09	362.00	443.00	22.38
3	16.86	16.93	65.00	57.00	-12.31	353.00	301.00	-14.73
4	18.61	18.65	39.00	30.00	-23.08	393.00	444.00	12.98
5	20.72	20.75	962.00	899.00	-6.55	413.00	440.00	6.54
6	24.10	24.09	63.00	94.00	49.21	386.00	498.00	29.02
7	25.00	25.04	1301.00	1292.00	-0.69	429.00	437.00	1.86
8	25.77	25.78	117.00	110.00	-5.98	306.00	317.00	3.59
9	27.77	27.81	1025.00	1075.00	4.88	431.00	422.00	-2.09
10	28.86	28.91	125.00	121.00	-3.20	149.00	143.00	-4.03
11	31.34	31.44	25.00	16.00	-36.00	529.00	277.00	-47.64
12	33.63	33.71	42.00	107.00	154.76	380.00	223.00	-41.32
13	37.09	37.20	89.00	53.00	-40.45	261.00	338.00	29.50
14	37.63	37.74	28.00	51.00	82.14	393.00	169.00	-57.00
15	38.55	38.49	42.00	39.00	-7.14	134.00	78.00	-41.79
16	47.32	47.36	41.00	44.00	7.32	150.00	227.00	51.33
17	53.26	53.30	137.00	160.00	16.79	259.00	238.00	-8.11
18	Average Crystallite Size					333.65	311.88	-6.

Figure 7: Table 2 :



3

Sample	Melting Temp (°C)	ΔH Fusion (J/g)
Control Sample	215.42	306.00
Biofield Energy Treated	215.20	317.70
% Change*	-0.10	3.82

ΔH: Latent heat of fusion, \*denotes the percentage change of the Biofield Energy Treated pyridoxine with respect to the control sample.

Figure 8: Table 3 :

4

Sample	Total Weight Loss (%)	TGA Residue %	DTG; T max (°C) 1st Peak	2nd Peak
Control	61.86	38.14	208.75	381.08
Biofield Energy Treated	58.68	41.32	214.94	373.16
% Change*	-5.14	8.34	2.97	-2.08

\* denotes the percentage change of the Biofield Energy Treated sample with respect to the control sample, T max = the temperature at which maximum weight loss takes place in TG or peak temperature in DTG.

Figure 9: Table 4 :

Effect of Biofield Energy Healing Treated pyridoxine hydrochloride would be very useful to design novel pharmaceutical and nutraceutical formulations that may offer better therapeutic response against vitamin B 6 deficiency, pyridoxine-dependency seizures, sideroblastic anemia, Alzheimer's disease, metabolic disorders, cardiovascular disease, hyperhomocysteinemia, cancer, anxiety, hyperactivity disorder (ADHD), dysmenorrhoea, post-partum lactation suppression, McArdle's disease, osteoporosis, etc.

EnergyHealing Treated  
diabetes, pulmonary tuberculosis,  
asthma, depression, attention deficit

Figure 10:



## .1 Acknowledgements

The authors are grateful to Central Leather Research Institute, SIPRA Lab. Ltd., Trivedi Science, Trivedi Global, Inc., Trivedi Testimonials, and Trivedi Master Wellness for their assistance and support during this work.

PSA: Particle size distribution analysis. PXRD: Powder X-ray diffraction. TGA: Thermal gravimetric analysis. SSA: Specific surface area. DTG: Differential thermogravimetric analysis. NIH: National institutes of health. NCCAM: National center for complementary and alternative medicine. CAM: Complementary and alternative medicine.

[ American Journal of Chemical Engineering ( ) ] , *American Journal of Chemical Engineering* 2016. 4 p. .

[Pyridoxine (2018)] , Pyridoxine . <https://en.wikipedia.org/wiki/Pyridoxine> 2018. August 7. (Retrieved from)

[Hydrochloride (2018)] , Pyridoxine Hydrochloride . [https://pubchem.ncbi.nlm.nih.gov/compound/pyridoxine\\_hydrochloride#section=Stability](https://pubchem.ncbi.nlm.nih.gov/compound/pyridoxine_hydrochloride#section=Stability) 2018. August 7. (Retrieved from)

[Trivedi et al. ( )] ‘A comprehensive physicochemical, thermal, and spectroscopic characterization of zinc (II) chloride using X-ray diffraction, particle size distribution, differential scanning calorimetry, thermogravimetric analysis/differential thermogravimetric analysis, ultraviolet-visible, and Fourier transform-infrared spectroscopy’. M K Trivedi , K K Sethi , P Panda . *International Journal of Pharmaceutical Investigation* 2017. 7 p. .

[Trivedi et al. ( )] ‘Antibiogram of multidrug-resistant isolates of *Pseudomonas aeruginosa* after biofield treatment’. M K Trivedi , A Branton , D Trivedi . *J Infect Dis Ther* 2015. (3) p. 244.

[Trivedi et al.] ‘Antimicrobial sensitivity, biochemical characteristics and biotyping of *Staphylococcus saprophyticus*: An impact of biofield energy treatment’. M K Trivedi , A Branton , D Trivedi . *J Women’s Health* 2015 (4) p. 271.

[Chereson (ed.) ( )] *Bioavailability, bioequivalence, and drug selection*, R Chereson . Makoid CM, Vuchetich P. J, Banakar U. V (ed.) 2009. London: Pharmaceutical Press. (Basic pharmacokinetics (1 st Edn)

[Chereson ( )] ‘Bioavailability, bioequivalence, and drug selection’. R Chereson . *Basic pharmacokinetics (1 st Edn*, C M Makoid, P J Vuchetich, U Banakar (ed.) (London) 2009. Pharmaceutical Press.

[Chereson ( )] ‘Bioavailability, bioequivalence, and drug selection’. R Chereson . *Basic pharmacokinetics (1 st Edn*, C M Makoid, P J Vuchetich, U Banakar (ed.) (London) 2009. Pharmaceutical Press.

[Trivedi and Mohan ( )] ‘Biofield energy signals, energy transmission and neutrinos’. M K Trivedi , T R R Mohan . *Journal of Modern Physics* 2016. 5 p. .

[Rubik et al. ( )] ‘Biofield science and healing: history, terminology, and concepts’. B Rubik , D Muehsam , R Hammerschlag . *Glob Adv Health Med* 2015. 4 p. .

[Trivedi et al. ( )] ‘Characterization of physical and structural properties of brass powder after biofield treatment’. M K Trivedi , G Nayak , S Patil . *J Powder Metall Min* 2015. (4) p. 134.

[Barnes et al. ( )] ‘Complementary and alternative medicine use among adults and children: United States’. P M Barnes , B Bloom , R L Nahin . *Natl Health Stat Report* 2007. 2008. 12 p. .

[Blagden et al. ( )] ‘Crystal engineering of active pharmaceutical ingredients to improve solubility and dissolution rates’. N Blagden , M De Matas , P T Gavan . *Adv Drug Deliv Rev* 2007. 59 p. .

[Desktop et al.] X-Ray Desktop , ” Diffractometer , Miniflex+ . *The Rigaku Journal* 1997, 14 p. .

[Han et al. ( )] ‘Determination and correlation of pyridoxine hydrochloride solubility in different binary mixtures at temperatures from (278.15 to 313.15) K’. D Han , X Li , H Wang . *J Chem Thermodyn* 2016. 94 p. .

[Branton and Jana ( )] ‘Effect of The biofield energy healing treatment on the pharmacokinetics of 25-hydroxyvitamin D 3 [25(OH)D 3 ] in rats after a single oral dose of vitamin D 3’. A Branton , S Jana . *American Journal of Pharmacology and Phytotherapy* 2017. 2 p. .

[Qian et al. ( )] ‘Effects of Vitamin B 6 deficiency on the composition and functional potential of T cell populations’. B Qian , S Shen , J Zhang . *J Immunol Res* 2017. p. 2197975.

[Trivedi et al.] ‘Evaluation of biofield energy treatment on physical and thermal characteristics of selenium powder’. M K Trivedi , R M Tallapragada , A Branton . *Journal of Food and Nutrition Sciences* 2015 (3) p. .

[Trivedi et al. ( )] ‘Evaluation of plant growth, yield and yield attributes of biofield energy treated mustard (*Brassica juncea*) and chick pea (*Cicer arietinum*) seeds. Agriculture’. M K Trivedi , A Branton , D Trivedi . *Forestry and Fisheries* 2015. 4 p. .

[Trivedi et al. ( )] ‘Evaluation of vegetative growth parameters in biofield treated bottle gourd (*Lagenaria siceraria*) and okra (*Abelmoschus esculentus*)’. M K Trivedi , A Branton , D Trivedi . *International Journal of Nutrition and Food Sciences* 2015. (4) p. .

## 9 D) THERMAL GRAVIMETRIC ANALYSIS (TGA)/ DIFFERENTIAL THERMOGRAVIMETRIC ANALYSIS (DTG)

---

- [Zhao et al. ()] 'Formation of curcumin nanoparticles via solution-enhanced dispersion by supercritical CO<sub>2</sub>'. Z Zhao , M Xie , Y Li . *Int J Nanomedicine* 2015. 10 p. .
- [Trivedi et al.] *Gas chromatography-mass spectrometric analysis of isotopic abundance of <sup>13</sup>C, <sup>2</sup>H, and <sup>18</sup>O in biofield energy treated p-tertiary butylphenol*, M K Trivedi , A Branton , D Trivedi . PTBP.
- [Trivedi et al. ()] 'Gas chromatography-mass spectrometry based isotopic abundance ratio analysis of biofield energy treated methyl-2-naphthylether (Nerolin)'. M K Trivedi , A Branton , D Trivedi . *American Journal of Physical Chemistry* 2016. 5 p. .
- [Trivedi et al. ()] 'Influence of biofield treatment on physicochemical properties of hydroxyethyl cellulose and hydroxypropyl cellulose'. M K Trivedi , G Nayak , S Patil . *J Mol Pharm Org Process Res* 2015. (3) p. 126.
- [Koithan] 'Introducing complementary and alternative therapies'. M Koithan . *J Nurse Prac* 2009 p. .
- [Alsaad et al. ()] 'Is pyridoxine effective and safe for post-partum lactation inhibition? A systematic review'. D Alsaad , A Awaisu , S Elsalem . 10.1111/jcpt.12526. *J Clin Pharm Ther* 2017.
- [Zhang et al. ()] 'Molecular structure studies of (1S,2S)-2-benzyl-2,3-dihydro-2-(1Hinden-2-yl)-1H-inden-1-ol'. T Zhang , K Paluch , G Scalabrino . *J Mol Struct* 2015. 1083 p. .
- [Khadka et al. ()] 'Pharmaceutical particle technologies: An approach to improve drug solubility, dissolution and bioavailability'. P Khadka , J Ro , H Kim . *Asian J Pharm Sci* 2014. 9 p. .
- [Trivedi et al. ()] 'Physicochemical, thermal and spectroscopic characterization of sodium selenate using XRD'. M K Trivedi , K K Sethi , P Panda . *Marmara Pharmaceutical Journal* 2017. 2 (21) p. .
- [Censi ()] 'Polymorph impact on the bioavailability and stability of poorly soluble drugs'. R Censi , MartinoP . *Molecules* 2015. 20 p. .
- [Brittain ()] *Polymorphism in pharmaceutical solids in Drugs and Pharmaceutical Sciences*, H G Brittain . 2009. New York: Informa Healthcare USA, Inc. 192.
- [Aboul-Enein and Loutfy (ed.) ()] *Pyridoxine Hydrochloride in Analytical Profiles of Drug Substances*, H Y Aboul-Enein , M Loutfy . Florey K (ed.) 1984. Orlando, USA: Academic Press, Inc. 13 p. .
- [Langford and Wilson ()] 'Scherrer after sixty years: A survey and some new results in the determination of crystallite size'. J I Langford , A J Wilson . *J Appl Cryst* 1978. 11 p. .
- [Trivedi et al. ()] 'Spectroscopic characterization of disulfiram and nicotinic acid after biofield treatment'. M K Trivedi , A Branton , D Trivedi . *J Anal Bioanal Tech* 2015. (6) p. 265.
- [Trivedi et al. ()] 'Studies of the atomic and crystalline characteristics of ceramic oxide nano powders after bio field treatment'. M K Trivedi , G Nayak , S Patil . *Ind Eng Manage* 2015. (4) p. 161.
- [Branton and Jana] 'The influence of energy of consciousness healing treatment on low bioavailable resveratrol in male Sprague Dawley rats'. A Branton , S Jana . *International Journal of Clinical and Developmental Anatomy* 2017 p. .
- [The Many Uses for Vitamin B 6 (2018)] <http://www.naturalmedicinejournal.com/journal/2011-09/many-uses-vitamin-b6> *The Many Uses for Vitamin B 6*, 2018. August 7.
- [Raza et al. ()] 'The phenomenon affecting the performance of drugs'. K Raza , P Kumar , S Ratan . 1: 10. *SOJ Pharm Pharm Sci* 2014.
- [Trivedi et al. ()] 'The potential impact of biofield treatment on human brain tumor cells: A time-lapse video microscopy'. M K Trivedi , S Patil , H Shettigar . *J Integr Oncol* 2015. (4) p. 141.
- [Leklem et al. ()] *Vitamin B 6 in Handbook of Vitamins, 3rd Edn*, J E Leklem , R B Rucker , J W Suttie , D B McCormick , L Machlin . 2001. New York: Marcel Dekker, Inc. p. .
- [Dakshinamurti et al. ()] *Vitamin B 6 in Handbook of Vitamins, 4th*, S Dakshinamurti , K Dakshinamurti , Edn , J Zempleni , R B Rucker , D B McCormick , J W Suttie . 2007. Boca Raton, USA: Taylor & Francis Group. p. .