



GLOBAL JOURNAL OF MEDICAL RESEARCH: E
GYNECOLOGY AND OBSTETRICS
Volume 19 Issue 4 Version 1.0 Year 2019
Type: Double Blind Peer Reviewed International Research Journal
Publisher: Global Journals
Online ISSN: 2249-4618 & Print ISSN: 0975-5888

Domestic Violence against Married Female Nurses

By Sanjana Asma, Kamrun Nessa & Hosne Ara Akter

Abstract- Background: Domestic violence against married female nurses is one of the major problems in Bangladesh. They experience various types of domestic violence in any stage of their lives. The study aim was to assess the magnitude of domestic violence among married female nurses.

Methods: This cross-sectional study was carried out among 192 married female nurses from January to December 2017. Data were collected by face to face interview with the help of semi-structured questionnaire.

Results: Among 192 female nurses, about 32% were victims of domestic violence, 22.4% suffered from mental violence. Husband those who had passed HSC or equivalent level (41.0%) created more domestic violence and there was a strong association ($p=0.002$) between education of husbands and violence. Monthly income of the nurses had Tk. 20001-30000 and there was very high significant ($p=0.000$, 0.01) relation between monthly income of nurses, their husbands and domestic violence.

Keywords: domestic violence, mental violence, dreadful pressure.

GJMR-E Classification: NLMC Code: W 860



Strictly as per the compliance and regulations of:



Domestic Violence against Married Female Nurses

Sanjana Asma ^α, Kamrun Nessa ^ο & Hosne Ara Akter ^ρ

Abstract- Background: Domestic violence against married female nurses is one of the major problems in Bangladesh. They experience various types of domestic violence in any stage of their lives. The study aim was to assess the magnitude of domestic violence among married female nurses.

Methods: This cross-sectional study was carried out among 192 married female nurses from January to December 2017. Data were collected by face to face interview with the help of semi-structured questionnaire.

Results: Among 192 female nurses, about 32% were victims of domestic violence, 22.4% suffered from mental violence. Husband those who had passed HSC or equivalent level (41.0%) created more domestic violence and there was a strong association ($p=0.002$) between education of husbands and violence. Monthly income of the nurses had Tk. 20001-30000 and there was very high significant ($p=0.000, 0.01$) relation between monthly income of nurses, their husbands and domestic violence. Total family income (Tk. 50000 – 70000) of the nurses, 39.3% were victims and there was a strong association ($p=0.02$) between total family income and victim of domestic violence. 69.2% of nurses experienced beating and main perpetrators were their husbands (74.6%). Only 46.2% received treatment and (58.2%) had taken preventive measures. The reason was dreadful pressure (84.2%) from in-laws' side. Only 33.3% tried to make them mentally strong to cope with the violence.

Conclusion: The pattern and factors responsible for domestic violence identified in this study might help to reduce and prevent domestic violence against married female nurses.

Keywords: domestic violence, mental violence, dreadful pressure.

1. INTRODUCTION

Domestic violence against women is as a significant social as well as public health problem. Nurses are a large group of service providers having a central moral of caring in health promotion through their work to improve the health status of communities. As a group of health workers, female nurses who are married traditionally have been insecure to consider domestic violence as a health issue. They have also been reluctant to deliberate this issue in hospital settings. Besides this, female nurses have an essential role to play in their work in hospital

and community levels and to assist women and their children who are victims of violence in a domestic situation. Limited studies are available on the prevalence of domestic violence against them globally [1]. The nature of duty and work schedules of nurses are unique that can have different implications for their family life. As there is a high level of role conflicts and significant level of occupational stress, nurses have been recipients of abuse or witness abuse either at home or workplace. *Arends et al.* [2] found that statistical evidence on domestic violence against female nurses showed that, knowledge about the characteristic of violence and its effects were almost absent among them. The term 'Domestic Violence' refers to physical, verbal, psychological, sexual, or economic abuse (e.g., withholding money, lying about assets) in a domestic setting used to exert power or control over someone or to prevent someone from making a free choice. This includes any behaviors like intimidate, manipulate, humiliate, isolate, frighten, terrorize, coerce, threaten, blame, hurt, injure, or wound someone. Rape, incest, and dating violence are all considered to be forms of domestic violence in *Fedovskiy et al.* [3]. There are four main types of domestic violence (also called intimate partner violence):

- Physical
- Sexual
- Psychological
- Economical [4]

Brown et al. [5] shows that nurses have to play a significant role in the prevention and early intervention of domestic violence. *Florence* [6] describes in a recent review of international literature on abuse or violence identified that female nurses who have been assaulted by their partner mostly have worse health than other women. They may also appear nervous, ashamed, or evasive. They cannot concentrate on their work and duties might be hampered or sometimes disgraced on by patients and colleagues. *Costa et al.* [7] shows maintaining peace and harmony, caring for children while protecting them from the impact of the abuse or violence, as well as living with the fear of precarious personal safety. *Campbel* [8] proves that many women do not want to end their relationship, but they however, want the violence to stop. Nurses should ensure their ways of improving their self-esteem and the health status of nurses of all communities.

In Bangladesh, violence against married female nurses is a very common practice. It leads to inequality

Author α: Coordinator, Department of Obstetrics and Gynaecology, BRB Hospital Ltd. Dhaka, Bangladesh. e-mail: dr.sanjanaasma@gmail.com

Author ο: Professor, Department of Obstetrics and Gynaecology, BRB Hospital Ltd. Dhaka, Bangladesh. e-mail: knessa3@gmail.com

Author ρ: Senior Lecturer, Department of Reproductive and Child Health, Shahabuddin Medical College and Hospital, Dhaka, Bangladesh. e-mail: drsoulkatali3400@gmail.com

in the distribution of power, deprivation of their equal opportunity of work and decision making. *Martin et al. [9]* shows that nurses can suffer from various types of domestic violence in their lives. Although domestic violence was usually done by husband, children, and in-laws also committed different types of violence. *Vacherc et al. [10]* presents that domestic violence has direct consequences for their physical, mental, sexual and reproductive health of nurses as well as economic cost which effect the psychological development of children. To fight against this violence, strict laws can implement. *Kaur et al. [11]* proves that multisectoral organizations can also take necessary steps to prevent domestic violence. *Kumar et al. [12]* shows that a coordinated effort for practical and different interventions can be invented to eradicate violence against female nurses to achieve their equality and self-dignity. To achieve success in this regard, legislation and developed policies may able to focus on the discrimination against female nurses and thus may promote gender equality, support, and help to move towards more peaceful cultural norms.

II. MATERIALS AND METHODS

It was a cross-sectional prospective study, carried out in Sir Salimullah Medical College and Mitford Hospital, Dhaka, Monowara Hospital limited, Dr. Sirajul Islam Medical College and Hospital, Dhaka Shishu Hospital and Victoria Crescent Hospital, etc. from January to December 2017. The study population was married female nurses working in private and Government hospitals. The Standard method of sample size calculation was used to determine the sample size in the study. The formula was-

$$n = \frac{z^2 pq}{d^2}$$

We included those female nurses information that provided written consent and exclude those who were ill or absent from their work. We used appropriate type of non-probability sampling and the nurses fulfilling the above mentioned criteria were selected for the interview. A semi-structured questionnaire developed for collection of required information. Before collection data, pre-testing of questionnaire was done in Sir Salimullah Medical College and Mitford Hospital. Data were collected by woman to woman interview of respondents by the researcher. Before data collection, informed written consent was taken from the nurses. They were informed clearly about the objective of the study. The interview conducted in Bangla. Data processing involved categorization of the data, coding, summarization the data, categorization to detect errors to maintain consistency and validity. After collection, data checked, verified, compiled and analyzed by SPSS (Statistical Package for Social Science) software version 22. Prior

authorization was taken from the Institutional Ethical Committee (IEC) of Sir Salimullah Medical College and Mitford Hospital, Dhaka, Bangladesh. Administrative permission was taken from the respective hospitals. All nurses were informed verbally about the study design and the objective. A written consent form was obtained from each subject. No medical surgical or therapeutic intervention was applied. There was no involvement of physical and social risks. All the records were kept under lock and key. Every respondent had the opportunity to receive or refuse participation.

III. RESULTS

Table 1 shows that out of 192 nurses, around 44.3% were between 31 to 40 years of age and second highest (37.4%) percentage were between 41 to 50 years. About 9.9 % were between 51 to 60 years and only 8.3% were between 21 to 30 years.

Table 1: Distribution of nurses by age

Age (years)	Frequency	Percent
21-30	16	8.3
31-40	85	44.3
41-50	72	37.5
51-60	19	9.9
Total	192	100.0
Statistics	Mean \pm SD (40.98 \pm 7.232) years	

Figure 1 shows that the majority of the nurses were Muslims (71.4%) followed by 24.5% were Hindus and only 4.2% of them were Christians.

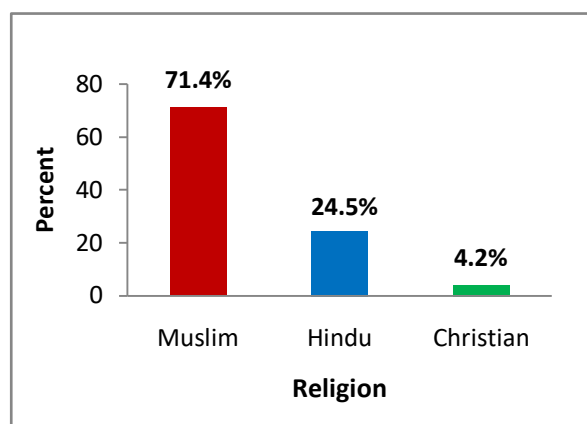


Fig. 1: Distribution of nurses by religion

Figure 2 estimated that according to the educational status of nurses, the highest (45.8%) percentage of them studied SSC or equivalent level. The second (40.1%) highest percentage had passed HSC or equivalent class. About 7.8% of nurses were graduated and only 6.3% of them were posted graduated.

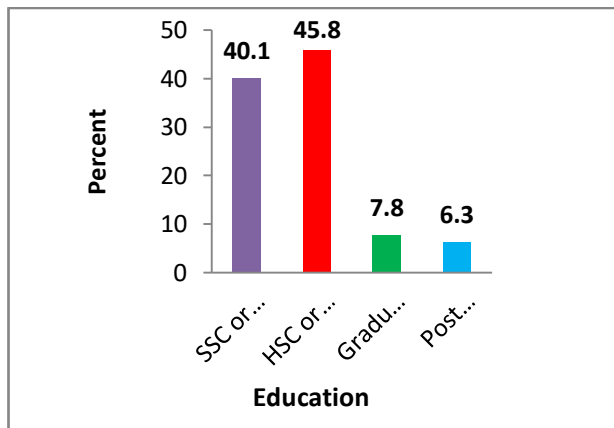


Fig. 2: Distribution of nurses by education

Average monthly incomes of the nurses were Tk. 30729.6. Among them, the majority (30.2%) had a monthly income between Tk. 10001-20000; while about 25.5% had between Tk. 20001-30000 and lowest (9.4%) number of nurses had a monthly income between Tk. 50000-70000 as shown in Table 2.

Table 2: Distribution of nurses by monthly income

Income (Tk.)	Frequency	Percent
10001-20000	58	30.2
20001-30000	49	25.5
30001-40000	29	15.1
40001-50000	38	19.8
50001-70000	18	9.4
Total	192	100.0
Statistics	Mean \pm SD (30729.66 \pm 8434.37)	

Table 3 depicts that according to monthly family income of nurses, the average monthly family income was Tk. 50130.7 and the highest (53.6%) number of them had between Tk. 50001-70000. Approximately 21.9% had between Tk. 30000- 40000 and only 3.6% had between Tk. 20001-30000.

Table 3: Distribution of nurses by monthly family income

Income (Tk.)	Frequency	Percent
20001-30000	07	3.6
30001-40000	42	21.9
40001-50000	40	20.8
50001-70000	103	53.6
Total	192	100
Statistics	Mean \pm SD	

Table 4 illustrates that according to the educational status of the husband, around (44.3%) percentage were graduated followed by 30.7% completed HSC or equivalent class. About 18.2% were post-graduated and only 6.3% and 0.5% studied SSC or equivalent level and others respectively.

Table 4: Distribution of husband by education

Education	Frequency	Percent
SSC or equivalent	12	6.3
HSC or equivalent	59	30.7
Graduate	85	44.3
Post graduate	35	18.2
Others	1	0.5
Total	192	100.0

Table 5 demonstrated that according to the occupational status of the husband, around 46.4% were businessmen, while 29.7% were non-Government service holder. About 15.1% were paramedics and only 3.6% and 2.6% were doctors and Government service holders respectively.

Table 5: Distribution of husband by occupation

Occupation	Frequency	Percent
Doctor	5	2.6
Government service	5	2.6
Non-Government	57	29.7
Paramedics	29	15.1
Business person	89	46.4
Others	7	3.6
Total	192	100.0

The average monthly income of husbands was Tk. 27086.44 and majority (43.2%) of them had between Tk. 20001-30000. About 31.3% had 30001-50000 and very few (0.5%) of them had a monthly income between Tk. 1001-10000 as shown in Table 6.

Table 6: Distribution of husband by income

Income (Tk.)	Frequency	Percent
1001-10000	1	0.5
10001-20000	48	25.0
20001-30000	83	43.2
30001-50000	60	31.3
Total	192	100.0
Statistics	Mean \pm SD = 27086.44 \pm 2024.9	

From figure 3, it is estimated that among 192 female nurses, most (72%) of them were both, the main earning member of the family. About 19.0% were self and only 9.0% were husbands who were the main earning members in the family.

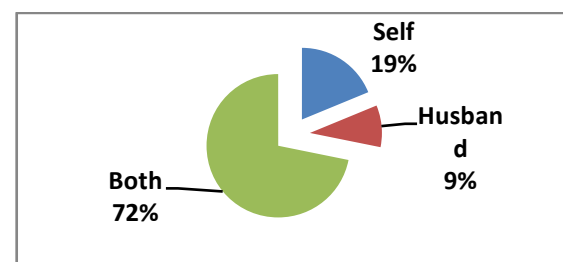


Fig.3: Distribution of main earning member of the family

Table 7 shows that greater (65.6%) number of victim nurses were Muslims. Approximately 27.9% of victims were among Hindu nurses and only 6.6% were among Christian nurses. Though the evidence of violence was more among Muslim female nurses, there was no statistical association between religion and victim of domestic violence in this study (as $P > 0.05$).

Table 7: Association between religion and victim of DV

Religion	Victim of Domestic Violence		Total	Significance
	Yes	No		
Muslim	40	97	137	$X^2 = 2.065$, df = 2, p = 0.356
	65.6%	74.0%	71.4%	
Hindu	17	30	47	
	27.9%	22.9%	24.5%	
Christian	4	4	8	
	6.6%	3.1%	4.2%	
Total	61	131	192	
	100.0%	100.0%	100.0%	

Table 8 depicts that according to the educational status of the married female nurses, those who passed HSC or equivalent level, suffered more (49.2%) DV than others and around 42.6% victims studied SSC or equivalent level. DV was lower among graduated (4.9%) and post-graduated (3.3%).

Table 8: Association between education and victim of DV

Education	Victim of Domestic Violence		Total	Significance
	Yes	No		
SSC or equivalent	26	51	77	$X^2 = 2.582$, df = 3, p = 0.461
	42.6%	38.9%	40.1%	
HSC or equivalent	30	58	88	
	49.2%	44.3%	45.8%	
Graduate	3	12	15	
	4.9%	9.2%	7.8%	
Post graduate	2	10	12	
	3.3%	7.6%	6.3%	
Total	61	131	192	
	100.0%	100.0%	100.0%	

Table 9 shows that about the educational status of the husband, those who studied HSC or equivalent level created more (41.0%) domestic violence; while among graduated about 31.1% were victims of DV.

Table 9: Association between the education of husband and victim of DV

Husband Education	Victim of Domestic Violence		Total	Significance
	Yes	No		
SSC or equivalent	08	04	12	$X^2 = 16.709$, df = 4, p = 0.002
	13.1%	3.1%	6.3%	
HSC or equivalent	25	34	59	
	41.0%	26.0%	30.7%	
Graduate	19	66	85	
	31.1%	50.4%	44.3%	
Post graduate	8	27	35	
	13.1%	20.6%	18.2%	
Others	01	00	01	
	1.6%	0.0%	0.5%	
Total	61	131	192	
	100.0%	100.0%	100.0%	

But among SSC or equivalent level of the educational status, it was much less (13.1%) and there was a strong association between the education of husband and domestic violence ($P < 0.01$).

Table 10 describes between Tk. 20001-30000 monthly incomes of nurses, the highest (42.6%) number of victims were present followed by approximately 34.4% of victims had between Tk. 10001 – 20000. Only 4.9% of victims had between Tk. 50001 – 70000 and there was a very highly significant relation between monthly income of nurses and DV ($P < 0.005$).

Table 10: Association between monthly income of nurses and victim of DV

Monthly Income	Victim of Domestic Violence		Total	Significance
	Yes	No		
10001-20000	21	37	58	$X^2 = 20.383$, df = 4, p = 0.000
	34.4%	28.2%	30.2%	
20001-30000	26	23	49	
	42.6%	17.6%	25.5%	
30001-40000	6	23	29	
	9.8%	17.6%	15.1%	
40001-50000	5	33	38	
	8.2%	25.2%	19.8%	
50001-70000	3	15	18	
	4.9%	11.5%	9.4%	
Total	61	131	192	
	100.0%	100.0%	100.0%	

Table 11 mentions that by the monthly income of the husband, those who had between Tk. 20001 – 30000 created more (44.3%) domestic violence, followed by 37.7% of victims had between Tk. 10001–20000. Only 11% of victims had between Tk. 30001 – 50000 and DV were almost absent (0.0%) between Tk. 1001-10000 monthly income group. There was high statistical significance between the income of husband and domestic violence as $p < 0.05$

Table 11: Association between the income of husband and victim of DV

Husband Income	Victim of Domestic Violence		Total	Significance
	Yes	No		
1001-10000	0	1	1	$X^2 = 11.258$, df = 3, Significant = 0.010
	0.0%	0.8%	0.5%	
10001-20000	23	25	48	
	37.7%	19.1%	25.0%	
20001-30000	27	56	83	
	44.3%	42.7%	43.2%	
30001-50000	11	49	60	
	8.2%	25.2%	19.8%	
Total	61	131	192	
	100.0%	100.0%	100.0%	

Table 12 estimates that domestic violence was more (39.3%) prevalent among those who had a monthly income between Tk. 50001 – 70000, while it was lowest (9.8%) those had between Tk. 20001 – 30000 and the second highest (27.9%) number of victims were present between Tk. 40001 – 50000 income group. There was a strong association between monthly incomes of the families and victim of DV as $p < 0.05$.

Table 12: Association between monthly total family income and DV

Family Income	Victim of Domestic Violence		Total	Significance
	Yes	No		
20001-30000	6	1	7	$X^2 = 14.977$, df = 3, p = .002
	9.8%	0.8%	3.6%	
30001-40000	14	28	42	
	23.0%	21.4%	21.9%	
40001-50000	17	23	40	
	27.9%	17.6%	20.8%	
50001-70000	24	79	103	
	39.3%	60.3%	53.6%	
Total	61	131	192	
	100.0%	100.0%	100.0%	

Table 13 illustrates that greater number (82.0%) of domestic violence was present among those nurses who were both, the earning member of the family, while it was lowest (6.6%) among them whose husbands were the main earning member of the family. There was no significant association between the earning member of the family and victim of domestic violence ($p > 0.05$) in this study.

Table 13: Association between earning members of the family and DV

Earning Member	Victim of Domestic Violence		Total	Significance
	Yes	No		
Self	7	29	36	$X^2 = 4.547$, df = 2, p = 0.103
	11.5%	22.1%	18.8%	
Husband	4	14	18	
	6.6%	10.7%	9.4%	
Both	50	88	138	
	82.0%	67.2%	71.9%	
Total	61	131	192	
	100.0%	100.0%	100.0%	

Table 14 shows that according to the family member of nurses, the majority (71.0%) of them had 6-8 and only 12.9% had 9-11 family members.

Table 14: Distribution of family members of the nurses

Family Members	Frequency	Percent
3-5	5	16.1
6-8	22	71.0
9-11	4	12.9
Total	31	100.0
Statistics	Mean \pm SD (6.97 \pm 1.278)	

Figure 4, the pie chart describes that among 192 married female nurses, 32% was the victim of domestic violence while about 68% had no evidence of domestic violence.

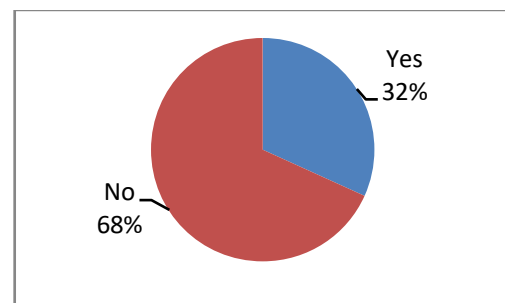


Fig. 4: Distribution of married female nurse victim of DV

Figure 5 demonstrates that among 32% victim married female nurses, around 22.4% suffered from mental violence, about 6.8% physical, 2.1% sexual and only 0.5% tolerated economic violence.

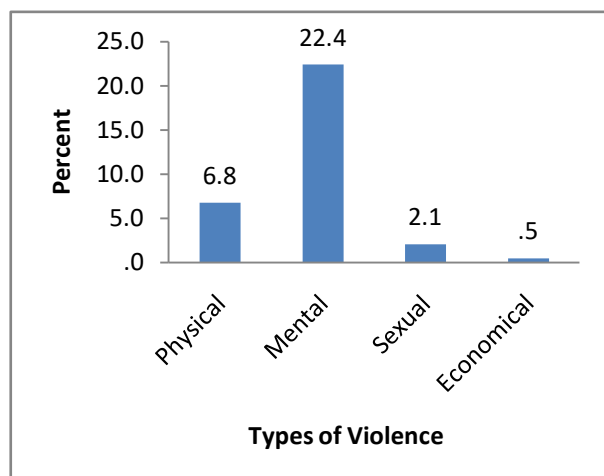


Fig. 5: Distribution of nurse victim of DV

Table 15 shows that nurse who suffered from physical violence, the most common type was beating (69.2%) and another common type of physical violence was slapping (30.8%) by their husbands.

Table 15: Types of physical violence

Physical Violence	Frequency	Valid Percent
Beating	9	69.2
Slapping	4	30.8
Total	13	100.0

The most common (30.8%) reason for physical abuse was related to appearance, followed by about 23.1% were related to their children and only 7.7 % were related to dowry as shown in Table 16.

Table 16: Causes of physical violence

Reasons for abusing physically	Frequency	Valid Percent
Related to appearance	4	30.8
Related to household matter	1	7.7
Related to your children	3	23.1
Related to your paternal	4	30.8
Related to dowry	1	7.7
Total	13	100.0

Figure 6 shows that greater (62%) number had moderate and around 38% had a severe impact on the health of married female nurses due to physical violence.

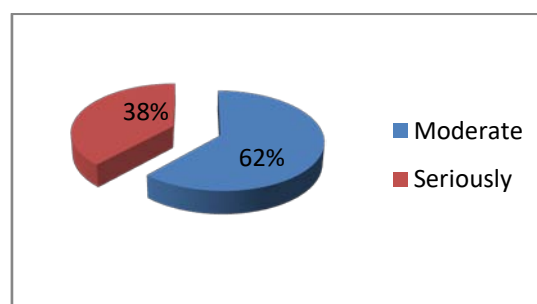


Fig. 6: Weight up physical violence from nurses

Table 17 depicts that the most common (31.7%) type of mental violence was using abusive language and another common (25.0%) type was created pressure doing things they didn't like. About 8.3% was stopping talking and only 5.0% was another type of mental violence they experienced.

Table 17: Types of mental violence

Types of mental violence	Frequency	Percent
Using abusive language	19	31.7
Stop talking	5	8.3
Restricting from doing things what she like	10	16.7
Restricting decision making in the family	8	13.3
Creating pressure to do things what you does not like	15	25.0
Others	3	5.0
Total	60	100.0

Table 18 reveals that most (47.4%) common reason of the economic violence was not willing to spend for the family. Approximately 26.3% had multiple families of the husband that was another common reason and only 10.5% were related to dowry.

Table 18: Reasons for economical abuse

Reason of abuse	Frequency	Percent
Unemployment of the husband	3	15.8
Not willing to spent for the family	9	47.4
Dowry	2	10.5
Multiple families of the husband	5	26.3
Total	19	100.0

Table 19 shows that majority (66.7%) had the reason of sexual violence was promiscuity of the husband, while about 22.2% were victims by forceful intercourse and around 11.1% were had having suspicious behavior of the husband on working women.

Table 19: Types of sexual abuse suffered by the nurses

Types of abused	Frequency	Valid Percent
Forceful intercourse	2	22.2
Promiscuity of the husband	6	66.7
Husband having suspicion on the working women	1	11.1
Total	9	100.0

Table 20 shows that a large (74.6%) number of domestic violence was created by their husbands while about 22% were created by their mothers –in law and only 3.4% were victims by their fathers-in-law.

Table 20: Person responsible for DV

By whom abused	Frequency	Percent
Husband	44	74.6
Mother-in-law	13	22.0
Father-in-law	2	3.4
Total	59	100.0

Table 21 illustrates that about 41.5% tried to get help from in-law's families followed by approximately 39.0% tolerated all by them without any protest and only 2.4% seek help from different NGOs working for women.

Table 21: Types of preventive measures

Types of preventive	Frequency	Percent
Try to get help from in-laws	17	41.5
Try to get help from paternal side of the respondent	6	14.6
Try to get help from different NGOs working for women	1	2.4
Tolerated all by herself without any protest	16	39.0
Others	1	2.4

Among those who had received treatment, only 3.6% took psychiatric treatment or medicine and 2.6% received psychiatric counseling for their mental trauma shown in table 22.

Table 22: Types of treatment

Types of treatment	Frequency	Percent
Psychiatric treatment/take medicine	7	3.6
Psychological counseling	5	2.6
Total	12	6.3

IV. DISCUSSION

This descriptive type of cross-sectional study was carried out in Government and private hospitals in different areas of Dhaka city. The purpose of this study was to assess the pattern and reasons responsible for domestic violence against married female nurses.

This study revealed that out of 192 nurses, about 44.3% were in 31- 40 years of age and the second-highest (37.5%) number of nurses was between 41-50 years of age. Only 9.9 % were between 51- 60 years and the lowest percentage (8.3%) were between 21-30 years of age. *Sharma et al. [13]* shown that majority 41.58% of victim nurses were between 30- 40 years followed by 22% were between 21-30 years and lowest number only (2%) were between 51-60 years of age.

Most (71.4%) of the nurses were Muslims, followed by 24.5% nurses were Hindus and only 4.2% of them were Christians. About DV, most (65.6%) of victim nurses were Muslims followed by 27.9% were Hindus, estimated in this study. According to *Rao [14]*, DV was more prevalent among Muslims (80%); while about 65% were among Hindus and the lowest numbers only 5% were among Christian nurses.

This study illustrated that the majority (45.8%) of nurses studied up to SSC or equivalent level followed by 40.1% had passed HSC or equivalent level. Only 7.8% and 6.3% were graduated and post-graduated respectively in this study. In compliance with domestic violence, the prevalence was highest (42.6%) among female nurses those had passed HSC or equivalent level. Around 42.6% of victims were having SSC or equivalent level of education and the lowest numbers only (3.3%) were among post graduated. There was no statistical significance ($p= 0.461$) between the education of nurses and DV in this study. In agreement with this present study findings, *Kidwai[15]* reported that nurses completed only HSC or equivalent level suffered the highest level of DV but it was lower (5.2%) among post-graduated and there was a strong association ($P=0.005$) between the educational status of nurses and domestic violence.

On the other hand, according to the educational status of the husband, the present study also estimated that around 44.3% were graduated followed by 30.7% were having HSC or equivalent level. About 18.2% were post-graduated and only 6.3% studied SSC or equivalent level of education. Husbands studied HSC or equivalent level, the highest (41.0%) rate of domestic violence was created by them and the graduated husbands ranked second highest (31.1%) in creating DV. There was a strong association ($p=0.002$) between the education of husbands and DV. In this respect *Vachercet al. [10]* emphasized that husbands those who had passed HSC or equivalent level of education produced more (59%) DV.

This study depicted that there was a very highly significant relation between monthly income of nurses and victim of domestic violence. This study demonstrated that DV was lower in the higher monthly income group of nurses. Moreover, *Campbell [8]* reported that DV was widely prevalent among those nurses having a monthly income between Tk.

15000-30000 and there was a highly significant relation ($p=0.001$) between monthly income and domestic violence.

The current study identified that the majority (46.4%) of them were a businessman. Sambisaet *et al.* [16] shown that majority (65.5%) of husbands of nurses were businessmen and the husbands those did service in private sectors created more (45.3%) domestic violence. The majority (43.2%) of them had income between Tk. 20001-30000 and the largest (44.3%) numbers of perpetrators were among this income group. In this regard, Willson [17] stated that DV was more prevalent among the nurses whose husband had a monthly income between Tk. 25000-30000. Campbell [8] predicted that, the husbands of nurses having a monthly income between Tk. 20000-40000 created the highest range of domestic violence.

This study estimated that among 192 nurses most (72.0%) of them were the both, the earning members in their families and DV was also frequent (82.0%). There was no statistical association between earning member of family and DV in this study as $p=0.103$. But Khan *et al.* [18] predicted that domestic violence was more prevalent among them; those husbands were the main earning member of the family.

Most (49.2%) of victim nurses were between 21 – 25 years of age at the time of marriage. However, there was no significant ($p=0.196$) relation between victim of DV and age of the nurses at the time of marriage. According to Sayem *et al.* [19], they demonstrated that the occurrence DV was higher between 20-30 years of age and there was a strong (0.001) association between age at the time of marriage and DV.

In this study, we found, most of them (96.7%) were the victim of DV getting marriage arranged by their families. Another study Ahmed *et al.* [20] revealed that DV was widely prevalent (85.0%) among nurses who had got married arranged by their families.

This study identified that majority (95.3%) of them had their first marriage and the most common reason for getting re-marriage was physical torture (55.6%) by their husbands. Approximately (22.2%) were due to dowry and 11.1% were due to widowed and being a job holder.

This study showed that the majority belongs to nuclear family and the prevalence was highest (86.9%) among them. In agreement with this Baral *et al.* [21] demonstrated a significant relationship between types of family and their exposure to DV.

The current study identified that most (81.0%) of female nurses had one or two children and only 0.6% had 5 or 6 children. Another study Schular *et al.* [22] illustrated that nurses having 5-6 children experienced more (52.2%) DV in their lives.

This study illustrated that 32% were the victim of DV, among them, 22.4% suffered from mental violence,

6.8% physical, 2.1% sexual and only 0.5% economic violence. Meanwhile, Vacherc *et al.* [10] revealed that majority (49.0%) of female nurses suffered from mental violence and 15% experienced economic violence.

A notable number (69.2%) were beaten by their husbands and the most common reason was related to appearance (30.8%), (23.1%) due to their children. The most common type of physical torture was beating (65.0%) and slapping (43.0%). Trevillion *et al.* [23] reported in a study of DV in Minia, Egypt. Dowry was another main cause of physical violence against female nurses in India which is focused in Ali *et al.* [24].

53.8% of nurses did not receive any type of treatment; while about (46.2%) had taken. Cope *et al.* [25] reported that most (68.0%) of nurses did not receive any treatment as a result of DV and especially physical violence caused serious impact on their reproductive health as well as overall wellbeing.

31.35% experienced mental violence and the most common reason was using abusive language (31.7%) by their husbands. Another important cause was creating pressure to do things they didn't like (25.0%). On the same line, a study on nursing students in Australia Doran *et al.* [26] stated that using abusive language was one of the most common.

Only 4.7% of nurses had experienced sexual violence and the majority (66.7%) of them had the reason for the promiscuity of husbands. Also about 22.2% were abused by forceful intercourse by their husbands and minor (11.1%) were the cause of suspicious behavior of husbands on working women, as reported in this study. In another study Woods [27] represented that major (35%) cause of sexual violence experienced by nurses was promiscuity of husbands.

The current study also depicted that DV was mainly created by their husbands (74.6%). The main perpetrators of violence were their husbands (85%) and about (64%) were mothers-in-law in Khan *et al.* [18].

58.2% had taken preventive steps among victim nurses. The most common (41.5%) approaches were negotiation and seeking family help while restoring to legal actions was much less (2.4%) according to this report. Moreover, Kalokhe *et al.*, [28] mentioned that majority (56.0%) of victim nurses tried to solve their problems by discussing with the members in their laws' families. In another study, Florence [6] illustrated that nurses working in private sectors were more vulnerable to DV due to their financial incapability and only 5.0% seek help from NGOs. Meanwhile, Kader [29] in Malaysia demonstrated that none of the female nurses exposed to DV in Malaysia took a legal step in Malaysia in Malaysia.

This study was shown that only 6.3% received treatment for mental trauma. Few of them received psychiatric treatment (3.6 %) and psychological counseling (2.6%). Only (5.0%) took treatment for mental illness and among them, only 2% received

psychological counseling. A similar finding was reported in a study of DV in Bangladesh in Khan *et al.* [18].

This study also described that about 33.3% tried to make them mentally strong as cope with violence. In another study Sayem *et al.* [30] revealed that nurses victim of DV tried to make them financially (45.0%) and mentally (34.0%) strong so that they could cope the violence easily.

From the above discussion, it was revealed that according to religion, educational status of nurses, type of family, ways of marriages, age at the time of marriage, main earning member of the family, there was no significant relation with domestic violence. But on the basis of the education of husband, incomes of nurses, their husband, and total family income, there was a very strong and notable association with domestic violence.

V. CONCLUSION

Domestic violence against female nurses is one of the burning issues in contemporary Bangladesh. Women, working as nurses in Bangladesh, have many limitations to expose the violence against them. The bindings of cultural norms and values trigger the violence against them. Though prevention and protection act 2010 was being implemented at the local level rigorously designed research was also needed to develop and make a coordinative intervention with victim and perpetrator. Attention should be needed on government and as well as non-Government nurses by the government and other NGOs.

REFERENCES RÉFÉRENCES REFERENCIAS

1. Akar, T., Aksakal, F. N., Demirel, B., Durukan E., Ozkan, S. (2010) The Prevalence of Domestic Violence against Women among a Group Woman: Ankara, Turkey. *Journal of Family Violence*. Vol 25, p. 449.
2. Arends-Keunig, M. and Amin, S. (2001) Women's Capability and Right to Education in Bangladesh. *International Journal of Politics, Culture and Society*. Vol 15, No 13, pp. 125-142.
3. Fedovskiy, K., Higgins S., Pranajep, A. (2008) Intimate Partner Violence: How Does It Impact Major Depressive Disorder and Post Traumatic Stress Disorder among Immigrant Latinas? *Journal of Immigrant and Minority Health*. Vol 10, No 1, pp. 45-51.
4. Beydoun, H. A., Beydoun, M. A., Kaufman, J. S. (2012) Intimate Partner Violence against Adult Women and Its Association with Major Depressive Disorder, Depressive Symptom and Postpartum Depression: A Systemic Review and Meta Analysis. *Social Science and Medicine*. Vol 756, pp. 959-975.
5. Brown, J. B., Lent, B., Brett, P. J., Sas, G. and Pederson, L. L. (1996) Development of the Women Abuse Screening Tool for Use in Family Practice. *Family Medicine*. Vol 28, No 6, pp. 422-428.
6. Florence, I. (2009) Domestic Violence against Women and Girls. *Innocenti Digest*.
7. <http://www.unicef.icdc.org/publications/pdf/digest6e.pdf> (accessed on 25.11.2017).
8. Costa, D., Hatzidimitriadou, E., Ioannidi-Kapolou., Lindert, J. J. Sundin, O., Toth, O., and Barros, H. (2016) Male and Female Intimate Partner Violence and Socio-economic Position. *Public Health*. Vol 13, pp. 44-52.
9. Campbell, J. C. (2002) Health Consequences of Intimate Partner Violence. *Lancet*. Vol 359, pp. 1331-1336.
10. Martin, S. L., Tsui, A. O., Maitra, K., Marinshaw, R. (1999) Domestic Violence in Northern India. *Am J Epidemiol*. Vol 150, pp. 417-420.
11. Vacherc, J., Sharma, A. (2010) Domestic Violence against Women and Their Mental Health Status in a Colony in Delhi. *Indian Journal of Community Medicine*. Vol 35, No 7, pp. 403-405.
12. Kaur, R., Garg, S. (2008) Addressing Domestic Violence against Women: An Unfinished Agenda. *Indian Journal of Community Medicine*. Vol 33, pp. 73-76.
13. Kumar, S., Jeyaseelan, L., Suresh, S. (2005) Domestic Violence and Its Mental Health Correlates in Indian Women. *Br J Psychiatry*. Vol 187, pp. 62-67.
14. Sharma, K. K. and Vasta, M. (2014) Coping Strategies Adapted by Female Nurses Experiencing Domestic Violence by Their Marital Partners. *The Nursing Journal of India*. Vol 105, No 1, pp. 11-14.
15. Rao, V. (1997) Wife-beating in rural South India: A Qualitative and Econometric Analysis. *Social Science Medicine*. Vol 44, No 13, pp. 1169-1170.
16. Kidwai, R. (2007) Silent Acceptance of Violence at Home. http://www.telegraphindia.com/1001117/front_pa.htm (accessed on 15.12.2017).
17. Sambisa, W., Angels, G., Lance, P. M., Naved, R. T and Thorton, J. (2011) Prevalence and Correlates of Physical Spousal Violence against Women in Slum and Nonslum Area of Urban Bangladesh. *Journal of Interpersonal Violence*. Vol 26, pp.2592: 2600.
18. Willson, P. (1998) Domestic Violence: Are Nurses Hiding The Facts? *Internet J A Domestic Violence Nurse Pract*.
19. http://www.ispub.com/journal/the_internet_journal_of_adomestic_violenceance...-60k (accessed on 30.11.2017).
20. Khan, M. E., Aeron, A. (2006). Prevalence, Nature and Determinants of Violence against Women in Bangladesh. *The Journal of Famiky Welfare*. Vol 52, pp. 33-51.
21. Sayem, A. M. and Khan, M. A. U. (2014) Women's Strategic Response to Intimate Partner Violence: A

- Study in Rural Community of Bangladesh. *Asian Social Work and Policy Review*. Vol 6, pp.23-39.
22. Ahmad, I., Ali, P. A., Rehman, S., Talpur, A. and Dhingra, K. (2016). Intimate Partner Violence Screening in Emergency Department: A Rapid Review of Literature. *Journal of Clinical Nursing*. Vol 14, pp. 123-125.
 23. Baral, I., Kora, K., Yiksel, S., Sezgin, U. (1998) Self Mutilating Behavior of Sexually Abused Female Nurses in Turkey. *Journal of Interpersonal Violence*. Vol 13, pp. 427-429.
 24. Schular, S. R., Bates, L. M. and Islam, F. (2008) Women's Rights, Domestic Violence and Resource Seeking in Rural Bangladesh. *Violence against Women*. Vol 14, No 3, pp. 326-330.
 25. Trevillion, K., Oram, S. and Feder, G. (2012) Experience of Domestic Violence and Mental Disorder: A Systematic Review and Meta-Analysis. *PLOS ONE*. Vol 7, No 12, pp. 517-520.
 26. Ali, P., McGarry, J. and Dhingra, K. (2016) Identifying Signs of Intimate Partner Violence. *Emergency Nurse*. Vol 23, No 9, pp 9-12.
 27. Copp, J. E., Giordano, P. C., Manning, W. and Langmore, M. A. (2016) Couple-Level Economic Carrier Correlates and Intimate Partner Violence in Young Adulthood. *Journal of Marriage and Family*. Vol, 78, No 3, pp. 744-758.
 28. Doran, F. and Hutchinson, M. (2016) Student Nurses' Knowledge and Attitude toward Domestic Violence. *Journal of Clinical Nursing*. Vol 5, No 1, pp. 45-50.
 29. Woods, S. J., Hall, R. J., Campbell, J. C. (2008) Physical Health and Posttraumatic Stress Disorder Symptoms in Women Experiencing Intimate Partner Violence. *Journal of Midwifery Women's Health*. Vol 53, No 6, pp.538-540.
 30. Kalokhe, A., Del Rio, C., Dunkle, K., Stephenson, R., Metheny, N., Paranjape, A. and Sahay, S. (2017) Domestic Violence against Women in India. A Systematic Review of a Decade of Quantitative Studies. *Global Public Health*. Vol 12, No 4, pp. 498-500.
 31. Kader, M. S. F., Siddik, S. M., Rampal, L. and Mukhtar, F. (2014) Prevalence, Associated Factors and Predictors of Depression among Adults in Community of Selangor, Malaysia. *PLoS One*. Vol 9, No 4, pp. 953-960.
 32. Sayem, A. M., Begum, H. A. and Moneesha, S. S. (2015) Women's Attitudes toward Formal and Informal Support Seeking Coping Strategies against Intimate Partner Violence. *International Social Work*. Vol 58, No 2, pp. 270-286.